



Preparing for NAMRS: California's Story

Pi-Ju “Marian” Liu, PhD., Associate Research Specialist, UCSF

Lori Delagrammatikas, MSW, APS Liaison, CDSS

Jill Nielsen, LCSW, APS Program Director, City/County of San Francisco

Sandy Skezas, MSW, APS Program Manager, County of Santa Cruz

Acknowledgements

- County Welfare Directors Association of California (CWDA)
- California Department of Social Services (CDSS)
- Borchard Foundation Center on Law and Aging

The California NAMRS Readiness Team

- Chris Alire
- Lori Delagrammatikas
- Stacey Lindberg
- Ruth MacKenzie
- Jill Nielsen
- Sandy Skezas
- Dr. Marian Liu

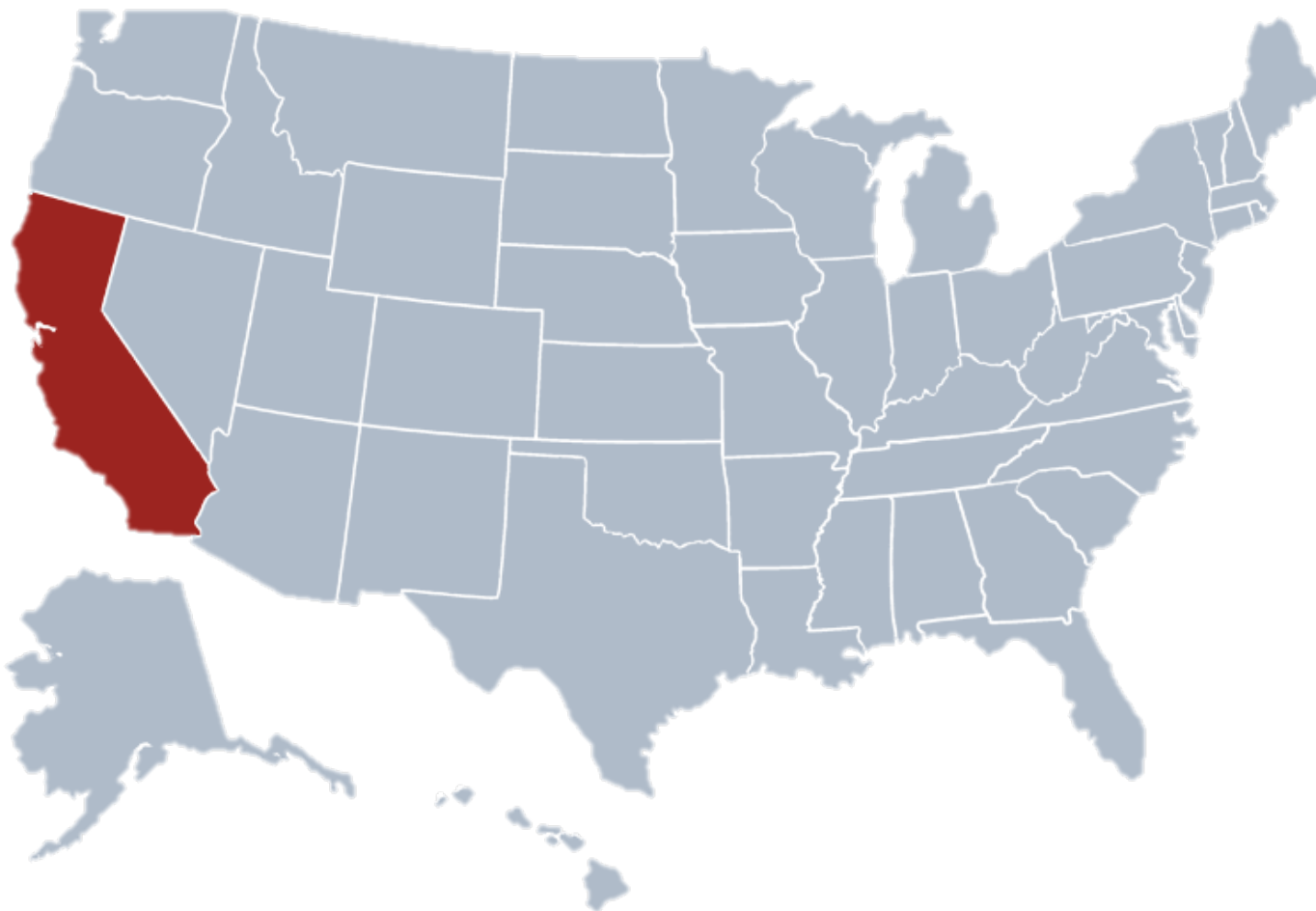
Our story...

How is California different?

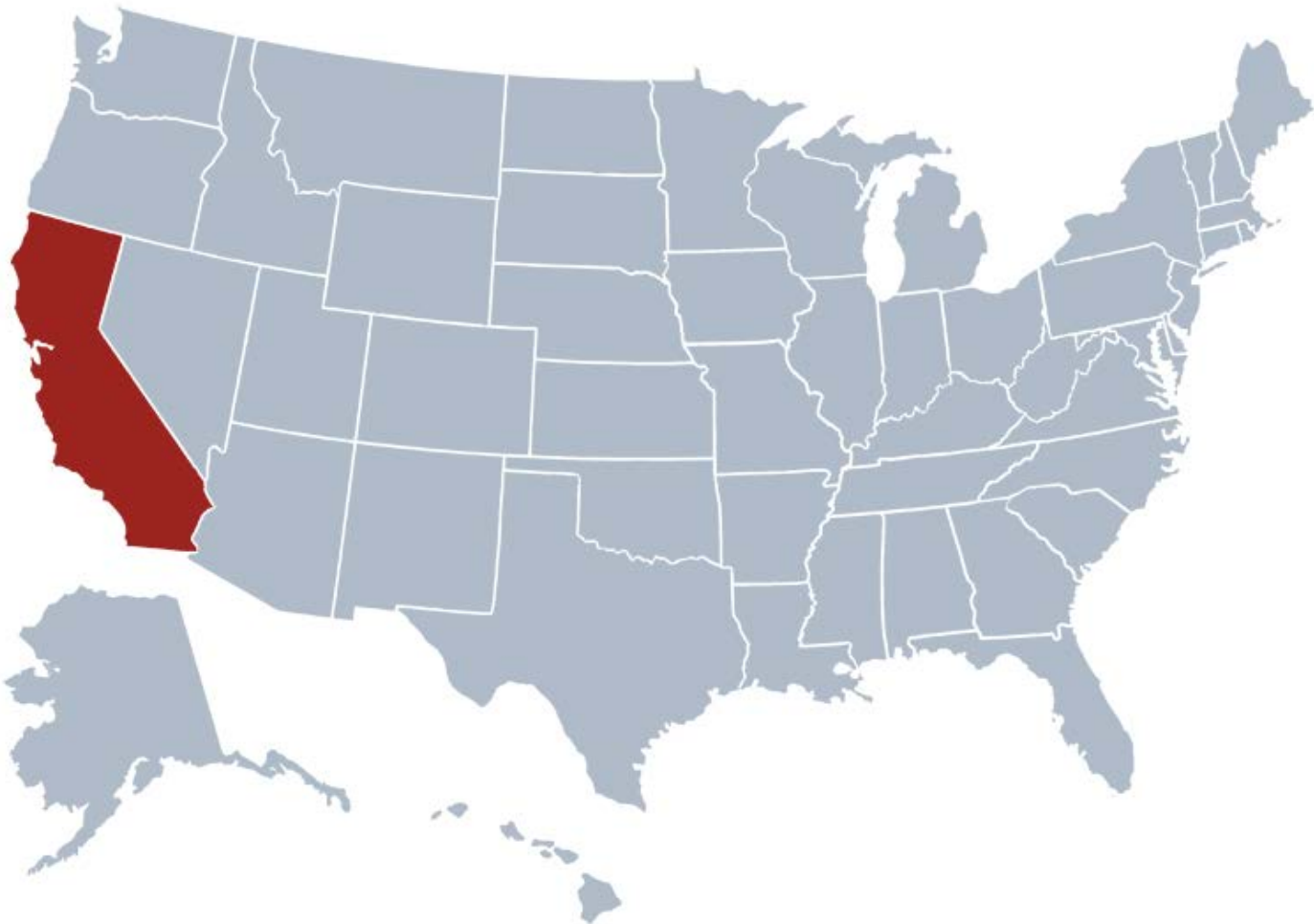


- County administered/ 58 separate counties
 - The “state” of Los Angeles = 27% of the states APS cases
 - 7 counties bigger/ more populated than most states (together with LA have 10% of nation’s elders!)
 - 20 small rural counties with, on average, less than 20 on-going cases

LA is bigger than...



Which states do not have a statewide data system? (And aren't currently working on one)



What happens at the state level?



California Department of Social Services and Adult Protective Services

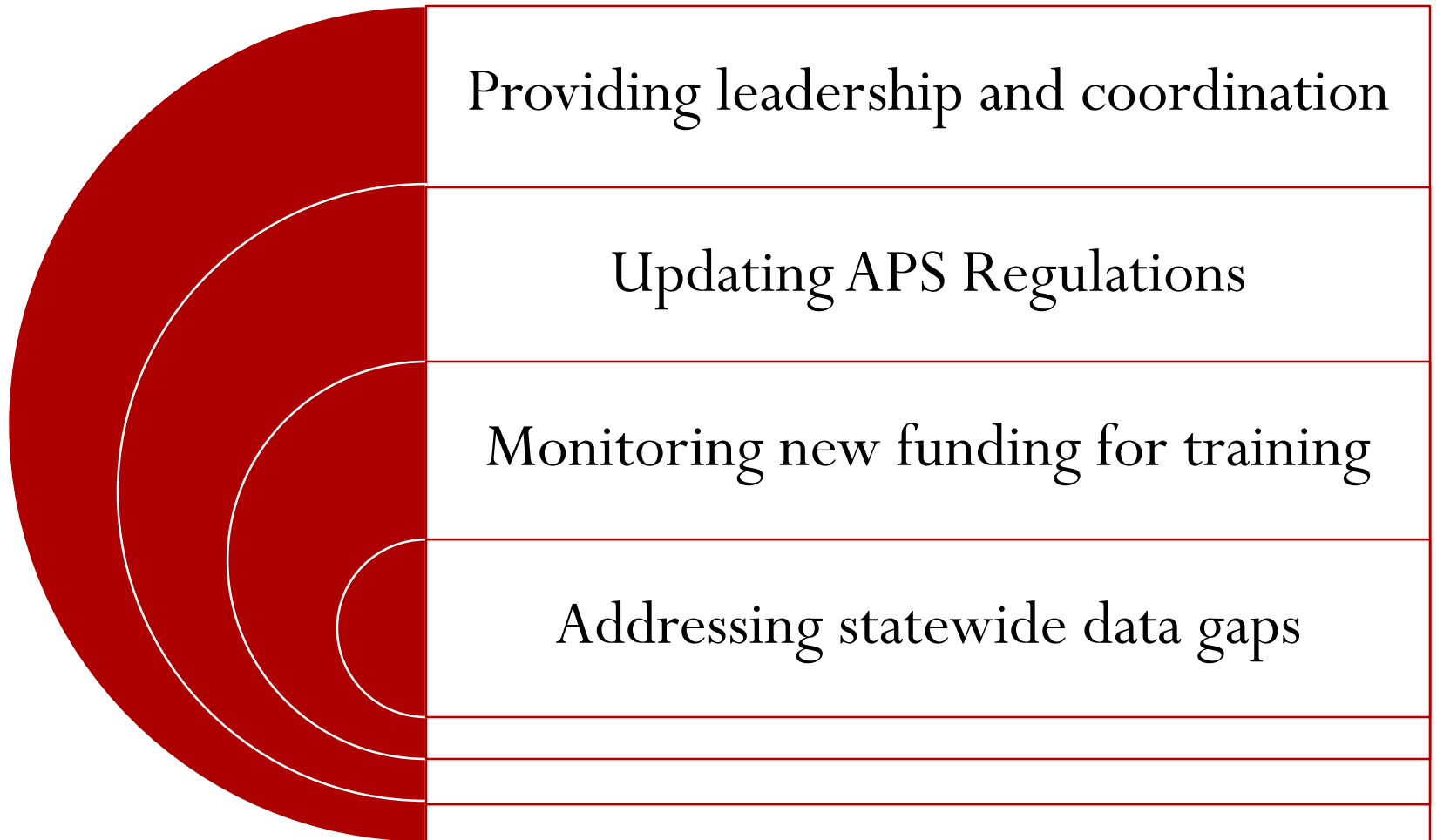
Regulations

Manual of Policies and Procedures

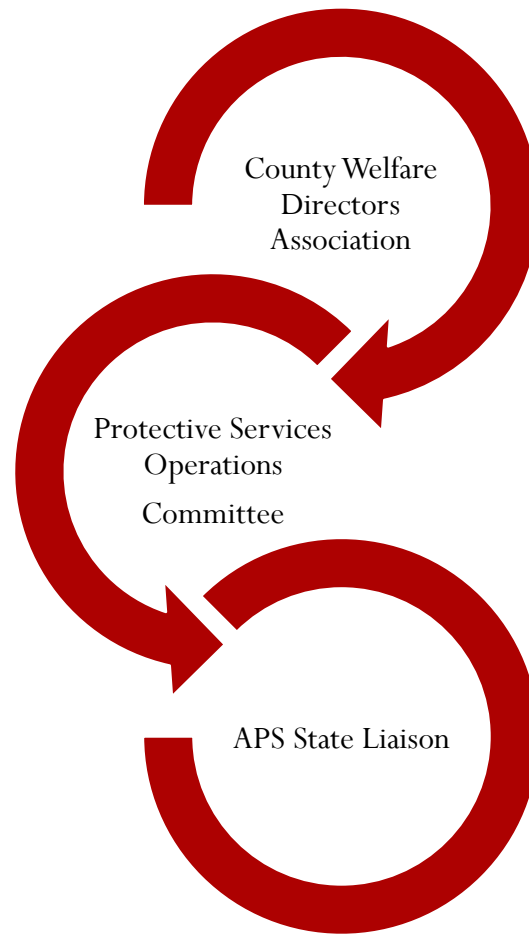
Aggregate Data Collection

Complaints

New APS State Liaison position



State – County APS Collaboration



How are counties tracking data?

- Four for-profit data systems
 - AACTS
 - Harmony
 - Jump Technology
 - Panoramic
- County built systems
- Excel spreadsheets
- Hand counts

None of these systems talk to the others!

Databases and Casework

What is the
impact on
the Client?

The Story of a Traveling High Utilizer

APS and the Criminal Justice System

The Full Story

Tracking Alleged
Perpetrators

Data Collection and Evidence Based Practice

Current Practices Create Barriers to:

- Implementing evidence-based assessment tools
- Identifying unmet service needs
- Creating client profiles
- Tracking client outcomes

Our project...

- How the partnership happened



Department of
SOCIAL SERVICES

CDSS



University of California
San Francisco

Planning process to be NAMRS ready

- Agency component data



- Key component data



- Case level data



How this parallels what NAMRS is doing for the country?

- California would like to start with getting key indicators from counties
- California would also eventually want to move towards a statewide system to collect case level data
- One of the most important take-away message is that- California would like to be able to allow counties to compare data across county lines

Our initial question...

- What key element component data have we been collecting?
- Can we submit key component data to NAMRS?

Data Collection

- Southern Regional APS Committee's survey

What we found...

- Lack of data collection
- Lack of consistency

Then we thought...

- So we are not doing a very good job collecting data. But why?
- Does this have anything to do with data systems used by county?
- Does this have anything to do with county size?

Data Collection

- UCSF data system survey

What we found...

- Small and big counties might have very different data practices
- Budget for data system varies

Ok, but we still had questions...

- How do we know if counties are willing to collect more data?
- Are we in favor of having a statewide system as a state?
- What are the specific challenges for big counties versus small counties?

Data Collection

- Key informant interview

Here are the initial findings...

- Counties' attitudes towards a statewide database
- Counties' thoughts about providing statewide data to NAMRS
- Innovative programs/practices
- Counties' suggestions to SOC 242 revision
 - What should we collect in addition to client and perpetrator information?

Research to Practice Coalitions

Next steps

Advice from the audience